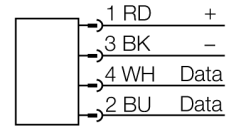


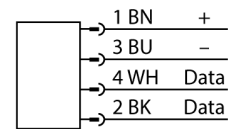
■ Threaded barrel, M18 x 1

■ Chrome-plated brass

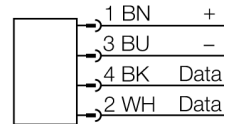
.../S2503 Connectors



Connector .../S2500



Connector .../S2501



Type designation	TN-M18-H1147
Ident-No.	7030002
Electrical data	
Operating voltage	10...30 VDC
DC rated operational current	≤ 75 mA
inrush current	700 mA For: 1 ms
Data transfer	Inductive coupling
Operating frequency	13.56 MHz
Radio communication and protocol standards	ISO 15693
Read/Write distance max.	45 mm
Output function	4-wire, Read/Write
Interface	Connection only via Turck system components
Mechanical data	
Mounting conditions	Non-flush
Ambient temperature	-25...+70 °C
Design	Threaded barrel, M18 x 1
Dimensions	72 mm
Housing diameter	18 mm
Housing material	Metal, CuZn, Chrome-plated
Active area material	Plastic, PA12-GF30
Vibration resistance	55 Hz (1 mm)
Shock resistance	30 g (11 ms)
Protection class	IP67
Electrical connection	Connector, M12 x 1
MTTF	391 years acc. to SN 29500 (Ed. 99) 20 °C
Power-on indication	LED, Green
Packaging unit	1

Functional principle

The HF read/write heads operating at a frequency of 13.56 MHz form a transmission zone the size of which (0...500 mm) varies, depending on the combination of read/write head and data carrier.

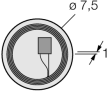
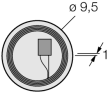


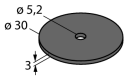
The read/write distances mentioned here only represent standard values measured under laboratory conditions.

The read/write distances of the data carriers for mounting in metal TW-R**-(MF) were determined in metal.

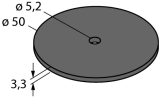
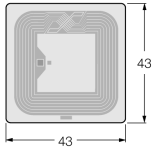
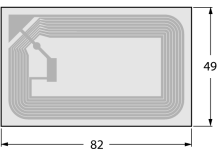
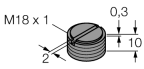
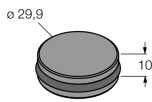
Attainable distances may vary by up to 30 % due to component tolerances, mounting conditions, ambient conditions and material qualities (especially when mounted in metal)

Testing of the application under real operating conditions is therefore essential, especially with read/write on-the-fly!

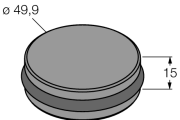
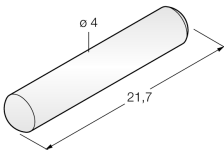
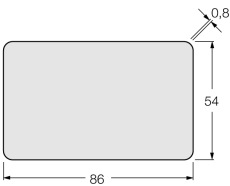

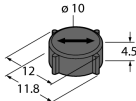
Data carrier

Dimensions	Type designation Ident - no.	Read-write distance		Transfer zone		Minimum distance between two read-write heads [mm]
		Recommend- ed (mm)	max. [mm]	length max. [mm]	width offset max. [mm]	
	TW-R7.5-B128 7030231	8	16	20	10	54
	TW-R9.5-B128 7030252	9	18	22	11	54
	TW-R9.5-K2 7030558	9	20	23	11	54
	TW-R16-B128 6900501	12	23	26	13	54
	TW-R20-B128 6900502	10	22	26	13	54
	TW-R20-K2 6900505	12	20	24	12	54
	TW-R30-B128 6900503	10	25	34	17	54
	TW-R30-K2 6900506	16	31	32	16	54
						

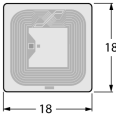
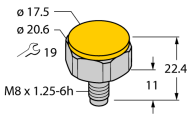
Data carrier

Dimensions	Type designation Ident - no.	Read-write distance		Transfer zone		Minimum distance between two read-write heads [mm]
		Recommend- ed (mm)	max. [mm]	length max. [mm]	width offset max. [mm]	
	TW-R50-B128 6900504	20	41	70	35	54
	TW-R50-K2 6900507	12	30	60	30	54
	TW-L49-46-F-B128 7030390	21	38	37	18	54
	TW-L80-50-P-B128 7030389	17	34	61	30	54
	TW-SPP18X1-B128 6901062	5	16	22	11	54
	TW-R30-M-B128 7030210	6	14	16	8	54
	TW-R30-M-K2 7030206	6	13	10	5	54

Data carrier

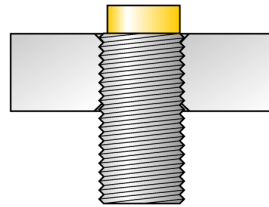
Dimensions	Type designation Ident - no.	Read-write distance		Transfer zone		Minimum distance between two read-write heads [mm]
		Recommend-ed (mm)	max. [mm]	length max. [mm]	width offset max. [mm]	
	TW-R50-M-B128 7030209	10	22	22	11	54
	TW-R50-M-K2 7030229	10	22	32	16	54
	TW-R4-22-B128 7030237	5	13	20	10	54
	TW-L86-54-C-B128 6900479	15	39	74	37	54
	TW-R10-M-B146 7030545	5	12	14	7	54
	TW-R12-M-B146 7030500	5	12	14	7	54

Data carrier

Dimensions	Type designation Ident - no.	Read-write distance		Transfer zone		Minimum distance between two read-write heads [mm]
		Recommend- ed (mm)	max. [mm]	length max. [mm]	width offset max. [mm]	
	TW-L18-18-F-B128 7030634	15	30	29	14	54
	TW-BS8x1.25-19-K2 7030638	7	15	18	9	54

Mounting instructions

Diameter active area B	Ø 18
Width active area B	18

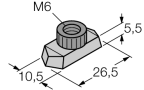


non-flush mounting

Accessories

Type code	Ident-No.	Description	
BSN 18	69472	Fixing clamp; material: PA66-GF	
BST-18N	6947215	Fixing clamp for threaded barrel devices, without dead-stop; material: PA6	
QM-18	6945102	Quick-mount bracket with dead-stop; material: Chrome-plated brass Male thread M24 x 1.5. Note: The switching distance of proximity switches can be reduced by the use of quick-mount brackets.	
BST-18B	6947214	Fixing clamp for threaded barrel devices, with dead-stop; material: PA6	
BSS-18	6901320	Mounting bracket for smooth and threaded barrel devices; material: Polypropylene	
BSS-SPV2	6901316	Weld-on plate for BSS mounting bracket, long	

Accessories

Type code	Ident-No.	Description	
BSS-TSM 2 pcs	6901323	DIN rail nut for BSS mounting bracket	
MW-18	6945004	Mounting bracket for threaded barrel devices; material: Stainless steel A2 1.4301 (AISI 304)	